



slim

Snella e dinamica, elegante quanto essenziale. La linea Slim risponde con stile ad esigenze pratiche. È infatti ideale come soluzione arredo in spazi ridotti e contenuti ma anche particolari in cui l'estetica è tutto.

Slim and dynamic, elegant as essential. The Slim line answers with style to the practical needs. In fact it is the best solution of furnishing in small places but also details in which the aesthetic is all.





SL120 VS



SL119 VS

SL113 VS

SL112 VS

SL123 VS



SL103 VT



SL122 VS



SL116 VS



SL102 VS



SL140 40 cm.
SL155 55 cm.



SL111






SL113 VT




SL119 VT



SL109



PIANTANE / FREE STANDING
pag. 320



SL112 VT



SL104 VS



SL117 VS



SL110



SL107



SL107 oro rosa / rose gold



SL114

SL114P **v** a parete / to the wall


slim

colori e finiture / colours and finishes

La linea **Slim** è in ottone
ed è disponibile nelle seguenti finiture
*The Slim line is in brass
and is available in the following finishes*



abbinabile con
can be combined with




fissaggio / fixing



misura borchia
back-plate size

L	H	Sp
cm. 2,5	cm. 5	cm. 1



interasse borchie degli articoli con doppio fissaggio
Back plates interaxes of the items with double fixing

cod.	cm.
SL104	52,5
SL117	22,5
SL120 - SL122	29,5
SL140	37,5
SL155	52,5