

## MINUS

DESIGN: STUDIO PROJECT LINEA G

OTTONE VERNICIATO NERO OPACO - VETRO SATINATO BIANCO

MATT BLACK BRASS - WHITE GLAZED GLASS

MINUS È UNA COLLEZIONE MOLTO VERSATILE E DAL DESIGN LINEARE E DI ABBINAMENTO "UNIVERSALE". SI TROVA PERFETTAMENTE IN AMBIENTE MINIMALE MA SI INSERISCE IN QUALSIASI ALTRO STILE DI ARREDO CON "ELEGANTE DISCREZIONE".

*MINUS collection is very versatile with a linear design, combinable with whatever room typology. It is perfectly suitable in minimal but also in other different contexts thanks to its "elegant discretion"*





## GLAMOUR COINVOLGENTE

### ADDICTIVE GLAMOUR

**PORTA LAVETTE**  
*COURTESY TOWELS TRAY*

**DOSATORE APPOGGIO IN CERAMICA**  
*STANDING LIQUID SOAP DISPENSER IN CERAMIC*

**PORTA SPAZZOLINI APPOGGIO IN CERAMICA**  
*STANDING TOOTHBRUSH HOLDER IN CERAMIC*

\*Vedi sezione **"Oggettistica"**  
\*See **"Objects section"**

**PIANTANA PORTA CARTA -  
PORTA SCOPINO**  
*FLOOR STANDING TOILET PAPER HOLDER -  
TOILET BRUSH HOLDER*

\*Vedi sezione **"Piantane"**  
\*See **"Pole System"** section



## MINUS

OTTONE VERNICIATO NERO OPACO  
VETRO SATINATO BIANCO  
MATT BLACK BRASS - WHITE GLAZED GLASS



NERO OPACO  
MATT BLACK

RICERCATE FINITURE  
REFINED FINISHES



NICHEL MATT  
MATT NICKEL



CROMO  
CHROME



ORO ROSA OPACO SATINATO  
MATT SATIN ROSE GOLD

"FUNGO" APPENDI ABITI  
"MUSHROOM" COAT HOOK

PORTA SCOPINO METALLO  
APPOGGIO "SLIM"  
FLOOR STANDING TOILET BRUSH  
HOLDER "SLIM"



PORTA CARTA DRITTO  
STRAIGHT TOILET PAPER HOLDER

PORTA CARTA  
TOILET PAPER HOLDER

PORTA CARTA DOPPIO BRACCETTO  
TOILET PAPER HOLDER WITH 2 WALL BRACKETS



## MINUS

OTTONE CROMATO - VETRO SATINATO BIANCO

CHROMED BRASS - WHITE GLAZED GLASS



2103  
dosatore  
liquid soap dispenser  
cm. 7x11x16



2104  
porta sapone  
soap dish  
cm. 11x13x3



2106  
porta spazzolini  
toothbrush holder  
cm. 7x11x11



2107  
appendi abiti  
coat hook  
cm. 1,6x4x1,6



2102/30-50-65  
mensola  
shelf  
cm. 30-50-65-x11,5x2,5



2107F60  
"fungo" appendi abiti Ø cm. 6  
"mushroom" coat hook Ø cm. 6  
Ø cm. 6x4



2108/30-40-50-60  
porta salviette  
towel rail  
cm. 30-40-50-60-x6,5x1,6

## OGGETTISTICA DA APPOGGIO / STANDING OBJECTS



2114  
porta sapone in appoggio  
standing soap dish  
cm. 11x11x2,8



2115  
dosatore in appoggio  
standing liquid soap dispenser  
cm. 7x7x15,8



2116  
porta spazzolini in appoggio  
standing toothbrush holder  
cm. 7x7x11

PIANTANE DELLA  
COLLEZIONE  
MINUS  
A PAGINA 300  
  
FLOOR STANDING  
POLES  
OF MINUS  
COLLECTION  
AT PAGE 300



2109DX  
porta carta (destra)  
toilet paper holder (right)  
cm. 17x7x4



2109A  
porta carta dritto  
straight toilet paper holder  
cm. 2,2x13,5x2,2



2109B  
porta carta con 2 braccetti (destra)  
toilet paper holder with 2 wall brackets (right)  
cm. 20x6,5x2,2



2119/8M  
asta attrezzata porta carta - porta  
scopino metallo snodo  
pivoted toilet paper holder -  
toilet brush holder in metal  
cm. 8x17,5x47



2111SLIM  
porta scopino in metallo appoggio "Slim"  
"Slim" floor standing toilet brush holder  
in metal  
Ø cm. 6,5x h 42,5



2111SLIMS  
versione porta scopino metallo sospeso "Slim"  
"Slim" wall mounted toilet brush holder  
in metal version  
Ø cm. 6,5x h 42,5

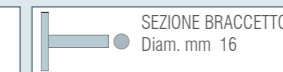



2119/2  
asta attrezzata 2 porta salviette snodo  
2 pivoted towel rails  
cm. 1,6x34x11



2119/5D  
asta attrezzata dosatore - porta spazzolini - 2 porta salviette snodo  
pivoted liquid soap dispenser - toothbrush holder -  
2 towel rails  
cm. 7x34x35

SCHEDA TECNICA



\* Vedi gamma completa sul Listino Prezzi  
\* See complete range on the Price List

**MINUS - RIGHE**  
"ENGRAVED STRIPES" VERSION



NICHEL MATT  
MATT NICKEL



MINUS  
RIGHE

DET  
TA  
GLI  
DI  
QUA  
LI  
TA'



**MINUS - GODRONE**  
"KNURLING" VERSION



ORO ROSA OPACO SATINATO  
MATT SATIN ROSE GOLD



MINUS  
GODRONE

DE  
TAI  
LS  
OF  
QUA  
LI  
TY



## MINUS - RIGHE

OTTONE CROMATO / VETRO SATINATO BIANCO

**ENGRAVED STRIPES VERSION**

CHROMED BRASS / WHITE GLAZED GLASS



**2103RI**  
dosatore  
liquid soap dispenser  
cm. 7x11x16



**2104RI**  
porta sapone  
soap dish  
cm. 11x13x3



**2106RI**  
porta spazzolini  
toothbrush holder  
cm. 7x11x11



**2107RI**  
appendi abiti  
coat hook  
cm. 1,6x4x1,6



**2109DXRI**  
porta carta (destra)  
toilet paper holder (right)  
cm. 17x7x4



**2111SLIMRI**  
porta scopino metallo appoggio "slim"  
slim floor standing toilet brush holder in metal  
Ø cm. 6,5x h.42,5



**2119/2RI**  
asta attrezzata 2 porta salviette snodo  
2 pivoted towel rails  
cm. 1,6x34x11

**2111SLIMSR**  
versione porta scopino metallo  
sospeso "slim"  
"slim" wall mounted toilet brush holder  
in metal version  
Ø cm. 6,5x h.42,5



**2108/30-40-50-60RI**  
porta salviette  
towel rail  
cm. 30-40-50-60x6,5x1,6

\* Vedi gamma completa sul Listino Prezzi  
\* See complete range on the Price List

## MINUS - GODRONE


OTTONE CROMATO / VETRO SATINATO BIANCO

**KNURLING VERSION**

CHROMED BRASS / WHITE GLAZED GLASS



SCHEDA TECNICA



SEZIONE BRACCETTO  
Diam. mm 16

SEZIONE ASTA  
Diam. mm 10



**2103GO**  
dosatore  
liquid soap dispenser  
cm. 7x11x16



**2104GO**  
porta sapone  
soap dish  
cm. 11x13x3



**2106GO**  
porta spazzolini  
toothbrush holder  
cm. 7x11x11



**2107GO**  
appendi abiti  
coat hook  
cm. 1,6x4x1,6



**2109DXGO**  
porta carta (destra)  
toilet paper holder (right)  
cm. 17x7x4



**2111SLIMGO**  
porta scopino metallo appoggio "slim"  
"slim" floor standing toilet brush holder in metal  
Ø cm. 6,5x h.42,5



**2108/30-40-50-60GO**  
porta salviette  
towel rail  
cm. 30-40-50-60x6,5x1,6



**2119/2GO**  
asta attrezzata 2 porta salviette snodo  
2 pivoted towel rails  
cm. 1,6x34x11

\* Vedi gamma completa sul Listino Prezzi  
\* See complete range on the Price List

**2111SLIMSGO**  
versione porta scopino metallo  
sospeso "slim"  
"slim" wall mounted toilet brush holder  
in metal version  
Ø cm. 6,5x h.42,5

